











# LEGEND

- RESIDENTIAL
- COMMERCIAL
- PUBLIC USE
- INDUSTRIAL
- ENVIRONMENTAL
- AGRICULTURAL

- 
- |  |   |
|--|---|
|  SCHOOL     |  THEATER     |
|  LIBRARY    |  GAS STATION |
|  PARK       |  HOSPITAL    |
|  SHOPPING   |  BUS STOP    |
|  RESTAURANT |  AIRPORT     |

## LAND USE MAP