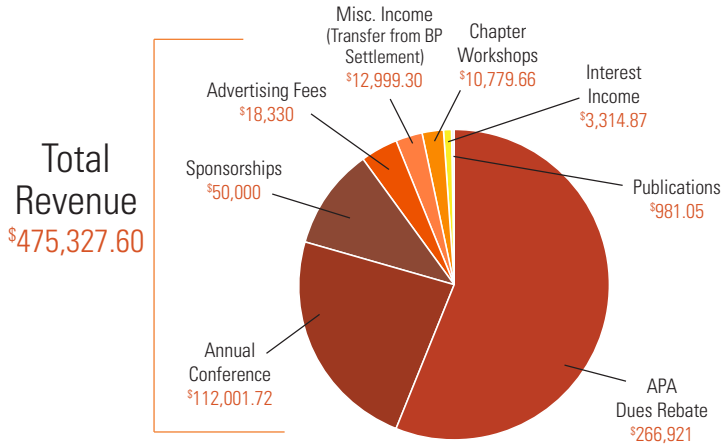




# APA Florida By the Numbers Annual Report 2020-2021

Reporting Year: July 1, 2020 - June 30, 2021


## FY 2020 REVENUE AND EXPENSES



## COMMUNICATIONS



## LEGISLATIVE COORDINATION



## ANNUAL CONFERENCES

2020: Virtual Conference

**750**

Registrants

2021: Miami, FL

**472**

Early Bird Registrants



**2022 CONFERENCE LOCATION: ORLANDO**

**ANNUAL SPONSORS**



## GREAT PLACES PROGRAM

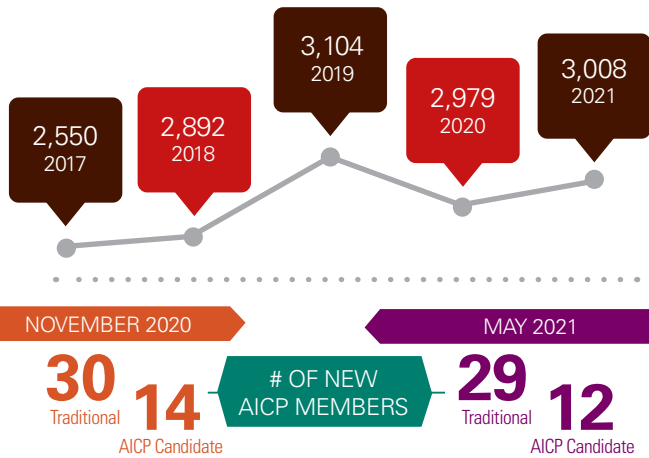


**2020 GREAT PLACES FINALISTS**

- Warm Mineral Springs
- Mill Lake Park Continuum
- Historic Downtown Stuart

**WINNER**  
**Historic Downtown Stuart**

## MEMBERSHIP



## MEMBERSHIP TYPE

Membership Category	Number
Regular APA	2,288
Student	439
Retired	33
Life Member	140
Chapter Only	11
Group Planning Board	58
Planning Board Alumni	0
APA Staff	3
Faculty	36

**TOTAL MEMBERS 3,008**

*\* All data as of June 30, 2021*

## NEW THIS YEAR

- APA Florida named "Karen B. Smith Award for Overall Chapter Achievement" by national APA – for EDI and legislative advocacy efforts
- First annual "Planners Month in the Districts" – flyer produced and distributed – 20 APA members reached out to 40+ legislators
- LPC identified major priorities for 2021 legislative session
- EDI Committee developed multi-year development strategy

## PROFESSIONAL DEVELOPMENT

### AICP Exam Pass Rate



### Number of CM Credit Events

#### CHAPTER SPONSORED NON-APA FLORIDA EVENTS

4 / 20.5  
EVENTS CM CREDITS

#### CHAPTER SPONSORED APA FLORIDA EVENTS

6 / 79.75  
LIVE & ON-DEMAND CM CREDITS

#### SECTIONS

24 / 129.75  
EVENTS CM CREDITS

#### 2020 ANNUAL CONFERENCE

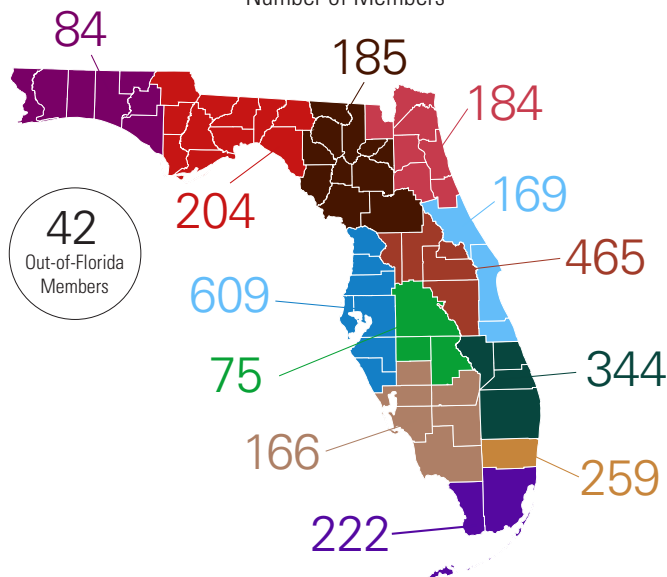
31  
CM CREDITS

#### 2021 PUBLIC POLICY WORKSHOP

6.75  
CM CREDITS

## SECTION BREAKDOWN

### Number of Members



## CERTIFICATIONS

### Number of Certified Planners



## SOCIAL MEDIA



1,877 FANS



2,319 FOLLOWERS